

Overhead Doors HIGH-CYCLE **ROLLING STEEL**

Key Features

- Galvanized Steel Curtain with Interlocking Roll-Formed Slats
- Powder-Coated Galvanized Steel Hood
- Powder-Coated Steel Guides with Anti-Wear Strips
- Back-to-Back Powder-Coated Steel Bottom Bar
- Compact Direct-Drive Operator

Major Benefits

- **Durable Performance:**
300,000 cycles of maintenance-free operation delivers exceptional uptime and enhanced productivity in rugged environments.
- **Advanced Functionality:**
Intelligent control panel communicates real-time door status, while providing easy-to-follow operating instructions.
- **Energy Efficiency:**
Perimeter sealing system, insulation, and operating speeds of up to 24 inches per second ensure reduced air exchanges.

General Specifications

Max Width / Height	30' X 20'
Slats	Insulated and non-insulated
Standard Mounting	Face of wall
Standard Spring Cycles	300,000
Weather Seals	Bottom, exterior curtain-side guide
Electrical Motor	208V / 230V / 460V - 3 Ph 115V / 230V - 1Ph
Adicional features	Safety-edge / reflective photo eye / touchless activation
High-Spring Cycles	500,000
Light Curtain	Photoelectric sensors that, when interrupted, will send a signal to stop a machine or hazard if an area is breached.

Slats Construction Options

Galvanized Steel

Exterior Slat Gauge	24, 22, 22, 20, 18
Interior Slat Gauge	24, 24, 22, 24, 24

Stainless Steel

Exterior / Interior Slat Gauge	22
--------------------------------	----

Aluminum

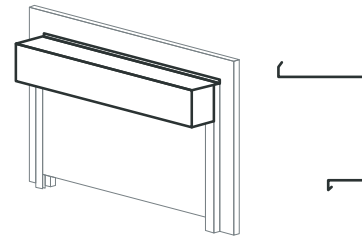
Exterior / Interior Slat Gauge	18
--------------------------------	----

Curtain Colors

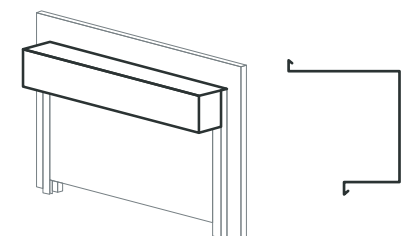
White	Gray	Tan	Brown
-------	------	-----	-------

Standard Hood, Fascia and Cover

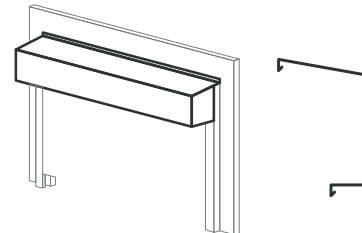
1 Two-sided Hood *



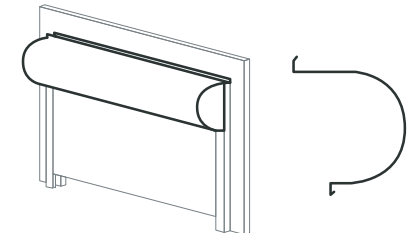
2 Three-sided Square Hood *



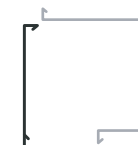
3 Three-sided Sloped Hood *



4 D-shaped Hood



*One-sided Fascial Option



Mounting Options

Fire doors can be installed face of wall or between jambs on an interior or exterior wall. Acceptable wall types include masonry, structural steel jambs and drywall construction with structural steel or wood studs.



Overhead Doors **INSULATED** **ROLLING STEEL**

Key Features

- Polyester Enamel-Finished Galvanized Steel Curtain
- Polyester Enamel-Finished Galvanized Steel Hood
- Powder-Coated Structural Steel Guides
- Torsion Spring-Assisted Steel Counter-Balance Shaft
- Powder-Coated Steel or Extruded Aluminum Bottom Bar

Major Benefits

- **Energy Efficiency:**
Foamed-in-place insulation delivers effective thermal retention and energy savings in climate-controlled environments.
- **Proven Performance:**
Galvanized and prefinished curtain is designed to meet the requirements of any industrial or commercial application.
- **Low Maintenance:**
Standard 50,000-cycle rating ensures low life-cycle costs with minimum maintenance requirements.

General Specifications

Max Width / Height	30'
Insulation Material	Polyester
Standard Mounting	Face of wall
Operation	Motor or hand chain
Standard Spring Cycles	50,000
Weather Seals	Bottom and exterior curtain-side guides
Bottom Bar	Primed steel with vinyl weatherseal
Electrical Motor	208V / 230V / 460V - 3 Ph 115V / 230V - 1Ph
Adicional Features	Safety-edge reflective photo eye touchless activation
High Spring cycles	100,000
Heavy-Duty Bottom Bar	350% stronger than traditional bottom bars.

Slats Construction Options

Galvanized Steel

Exterior Slat Gauge	24, 22, 22, 20, 18
Interior Slat Gauge	24, 24, 22, 24, 24

Stainless Steel

Exterior / Interior Slat Gauge	22
--------------------------------	----

Aluminum

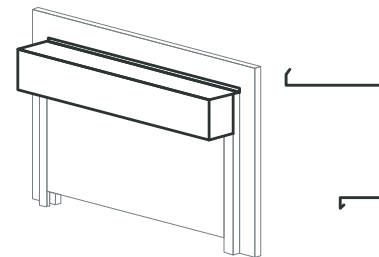
Exterior / Interior Slat Gauge	18
--------------------------------	----

Curtain Colors

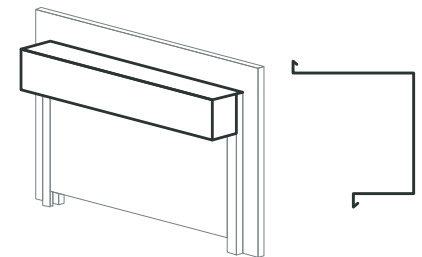
White	Gray	Tan	Brown
-------	------	-----	-------

Standard Hood, Fascia and Cover

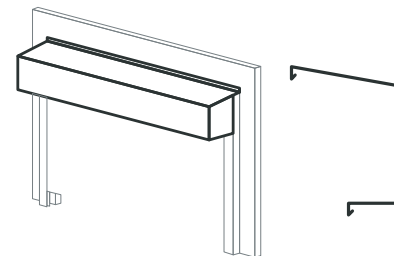
1 Two-sided Hood *



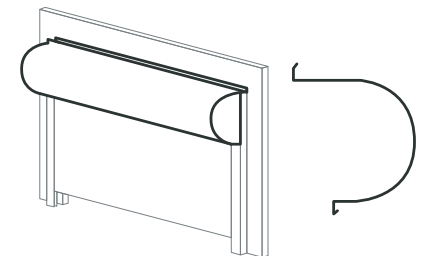
2 Three-sided Square Hood *



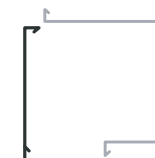
3 Three-sided Sloped Hood *



4 D-shaped Hood



*One-sided Fascial Option



Mounting Options

Fire doors can be installed face of wall or between jambs on an interior or exterior wall. Acceptable wall types include masonry, structural steel jambs and drywall construction with structural steel or wood studs.