



**HÖRMANN**

**ALLMARK DOOR**  
All Doors, All Docks, All Service, All the Time.

1-(800)-417-9995

High Speed Doors CLEAN-MASTER 20 PA™  
**SPEED-COMMANDER® 1400 SEL19**

### Key Features

- Puncture-Resistant Reinforced Vinyl Curtain
- Galvanized or Stainless Steel Hood and Guide Tracks
- Direct-Drive Panel Operation
- Touchless Sensor Activation
- NEMA 4X Control Station

### Major Benefits

- **Proven Performance:**  
Operating speeds of up to 80 inches per second reduce harmful air infiltration within controlled environments.
- **Enhanced Sanitation:**  
Tight-sealing capability and a minimal number of moving parts ensure sanitary efficiency for clean room applications.
- **Exceptional Durability:**  
Heavy-duty steel guide tracks and a 2 to 5-year warranty on components, materials, and workmanship deliver low cost of ownership.

**GET A QUOTE NOW 1-(800)-417-9995**

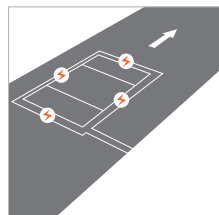
# SPEED-COMMANDER® 1400 SEL19

## General Specifications

Application	Interior
Maximum Size	10' W x 10' H
Opening   Closing Speed	80"/ Sec   30"/ Sec
Door Operation	Direct-drive motor
Side Frame / Covers	Galvanized or stainless steel
Panel Material	Reinforced and puncture-resistant 58 oz. PVC material
Vision	One full-width, clear PVC starting approximately 52" off floor
Control Panel	Automatic operation with buttons for opening, closing, stop, and emergency stop functions. <ul style="list-style-type: none"> <li>Panel mounted on/off indicator light</li> <li>NEMA 4X enclosure</li> </ul>
Power Supply	208/230/480 VAC   3HP / 60 Hz.
Power Unit Mounting	Motor can be mounted right or left side of the door.
Safety Devices	Light curtains
Emergency Opening	Crank / chain hoist / UPS battery pack
Options	

### Activation Devices

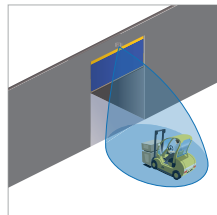
#### Floor Loops



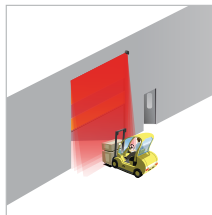
#### Pull Cord



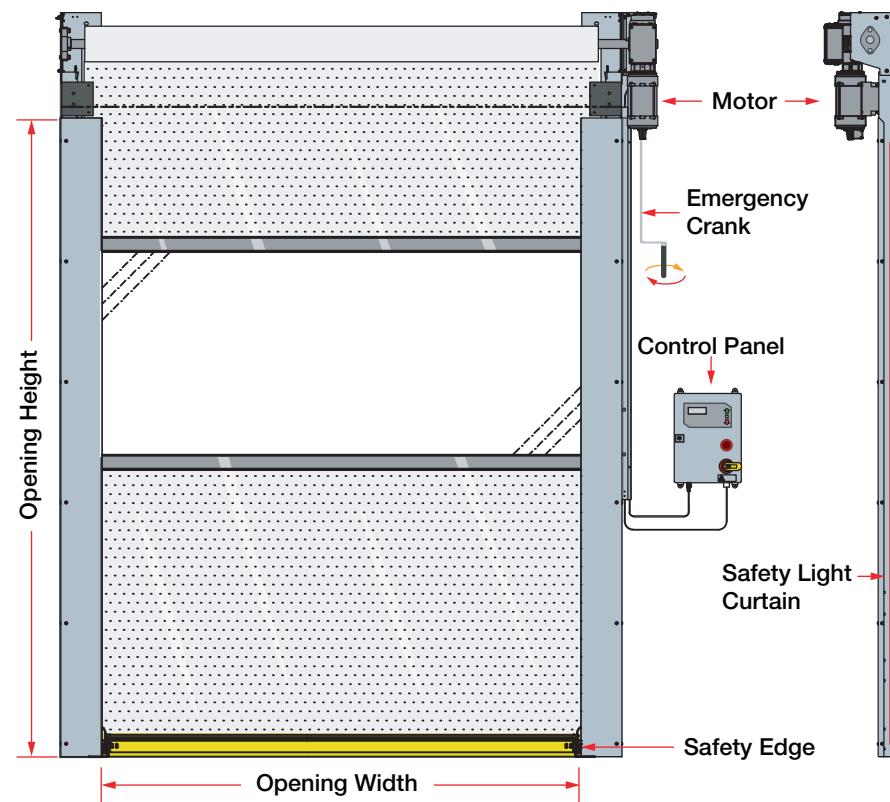
#### Falcon Eye Motion Sensors



#### Laser Scanner



## Technical Drawing



## Curtain Colors



6 Standard Colors: White, Yellow, Orange, Red, Dark Blue and Gray