



## Pedestrian Door

# STRONGDOR™ FRP SERIES

### Key Features

- Fiberglass-Reinforced Pebble-Grain Panel
- Aluminum-Reinforced Perimeter Stiles and Rails
- Mitered Corner Joints Secured By Angled Blocks
- Thermally-Insulated Urethane Core Material
- UL-Certified Fire-Rated Door Frame

### Major Benefits

- **Exceptional Durability:**  
Withstands heavy traffic, abuse and vandalism as well as harsh environmental conditions with ease.
- **Low Maintenance:**  
Scratch and stain-resistant pebble-grain exterior looks great for years, requiring only soap and water to clean.
- **Application-Specific:**  
An informed choice for challenging environments such as public buildings and service entrances that are prone to damage.

## General Specifications

Custom Sizes	Up to 80" (2032 mm) x 216" (5486 mm)
Face Sheets	Resistant to dents, scratches, scuffs, paint, ink and fading.
Foam	5 lbs per cubic foot density.
Stiles and Rails	Configured for maximum strength.
Urethane Core	Ensures impact resistance, flexural strength and thermal insulation.
Thickness	1 <sup>3</sup> / <sub>4</sub> " (44.5 mm) thick

## Colors & Finishes



Black



Bronze



Dark Gray



Grey



Cream



White



Red



Wine




Light Grey



Sand




Blue



Brown

## Vision Panel and Louver Options

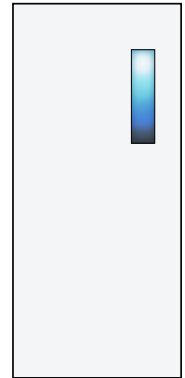
Factory installed vision panels and louvers ensure proper glazing materials are used to conform with fire and safety building codes.



Vision Panel  
10" x 10"  
254 x 254 mm



Vision Panel  
24" x 30"  
610 x 762 mm




Vision Panel  
5" x 20"  
127 x 508 mm



Vision Panel  
3" x 33"  
76.2 x 838 mm



Louvre Panel  
12" x 12"  
305 x 305 mm



Louvre Panel  
24" x 24"  
610 x 610 mm